

SECTION 6-2

SERVICE PROCEDURES AND SPECIFICATIONS

Engine

Specifications (GS400)	389
Specifications (GS300)	392
Fuel	394
Facts about engine oil consumption	397
Used engine oil	399
Checking the engine oil level	400
Checking the engine coolant level	405
Spark plugs	409

SPECIFICATIONS (GS400)**– GENERAL**


Model	1UZ-FE
Type	8 cylinder V type, 4 cycle, gasoline
Bore and stroke	87.5 X 82.5 mm (3.44 X 3.25 in.)
Displacement	3969 cm ³ (242.1 cu.in.)
Valve clearance (engine cold)	
Intake	0.15 – 0.25 mm (0.006 – 0.010 in.)
Exhaust	0.25 – 0.35 mm (0.010 – 0.014 in.)
Drive belt tension	Automatic adjustment

– LUBRICATION SYSTEM

ENGINE

Oil capacity Drain and refill with filter without filter Oil grade Recommended oil viscosity (SAE):	5.2 L (5.5 qt., 4.6 Imp.qt.) 4.9 L (5.2 qt., 4.3 Imp.qt.) API SJ, "Energy-Conserving" multigrade engine oil or ILSAC multigrade engine oil
--	---

- COOLING SYSTEM



ENGINE

Capacity Coolant type	9.3 L (9.8 qt., 8.2 Imp.qt.) "Toyota Long Life Coolant" or equivalent With ethylene-glycol type coolant for a proper corrosion protection of aluminum components Do not use alcohol type antifreeze or plain water alone.
--------------------------	--

- FUEL

Fuel type Octane rating	Only UNLEADED 91 (Research octane number 96) or higher
----------------------------	---

- IGNITION SYSTEM

Spark plug – Make – Gap	DENSO NGK SK20R11 IFR6A11 1.1 mm (0.043 in.)
----------------------------	--

- ELECTRICAL SYSTEM

Battery	Open voltage at 20°C (68°F): Charging rates	12.7V Fully charged 12.3V Half charged 11.9V Discharged [Voltage that is checked 20 minutes after the key is removed with all the lights turned off] 5A max.
---------	--	--

ENGINE

SPECIFICATIONS (GS300)

– GENERAL

Model	2JZ–GE
Type	6 cylinder in line, 4 cycle, gasoline
Bore and stroke	86.0 X 86.0 mm (3.39 X 3.39 in.)
Displacement	2997 cm ³ (182.9 cu.in.)
Valve clearance (engine cold)	
Intake	0.15 – 0.25 mm (0.006 – 0.010 in.)
Exhaust	0.25 – 0.35 mm (0.010 – 0.014 in.)
Drive belt tension	Automatic adjustment

– LUBRICATION SYSTEM

ENGINE

Oil capacity Drain and refill with filter without filter Oil grade Recommended oil viscosity (SAE):	5.4 L (5.7 qt., 4.8 Imp.qt.) 5.1 L (5.4 qt., 4.5 Imp.qt.) API SJ, "Energy-Conserving" multigrade engine oil or ILSAC multigrade engine oil
--	---

- COOLING SYSTEM

Capacity Coolant type	7.7 L (8.1 qt., 6.8 Imp.qt.) "Toyota Long Life Coolant" or equivalent With ethylene-glycol type coolant for a proper corrosion protection of aluminum components Do not use alcohol type antifreeze or plain water alone.
--------------------------	--

- FUEL

Fuel type Octane rating	Only UNLEADED 91 (Research octane number 96) or higher
----------------------------	---

ENGINE

– IGNITION SYSTEM

Spark plug – Make	DENSO NGK	PK16TR11 BKR5EKP11 1.1 mm (0.043 in.)
– Gap		

– ELECTRICAL SYSTEM

Battery – Open voltage at 20°C (68°F):	12.7V Fully charged 12.3V Half charged 11.9V Discharged [Voltage that is checked 20 minutes after the key is removed with all the lights turned off]
Charging rates	5A max.

FUEL

Fuel type

Your vehicle must use only unleaded gasoline.

To help prevent gas station mixups, your Lexus has a smaller fuel tank opening. The special nozzle on pumps with unleaded fuel will fit it, but the larger standard nozzle on pumps with leaded gas will not.

At a minimum, the gasoline you use should meet the specifications of ASTM D4814 in the U.S.A. and CGSB 3.5–M93 in Canada.

Do not use leaded gasoline. Use of leaded gasoline will cause the three-way catalytic converter to lose its effectiveness and the emission control system to function improperly. Also, this can increase maintenance costs.

Octane rating

Select premium unleaded gasoline with an Octane Rating of 91 (Research Octane Number 96) or higher for optimum engine performance. However, if such premium type cannot be obtained, you may temporarily use unleaded gasoline with an Octane Rating as low as 87 (Research Octane Number 91).

NOTICE

Use of unleaded fuel with an octane number or rating lower than stated above will cause persistent heavy knocking. If severe, this will lead to engine damage.

If your engine knocks ...

If you detect heavy knocking even when using the recommended fuel, or if you hear steady knocking while holding a steady speed on level roads, consult your Lexus dealer.

However, now and then, you may notice light knocking for a short time while accelerating or driving up hills. This is no cause for concern.

Gasoline containing detergent additives

Lexus recommends the use of gasoline that contains detergent additives to avoid build-up of engine deposits.

However, all gasoline sold in the U.S. contains detergent additives to keep clean and/or clean intake systems.

Quality gasoline

Automotive manufacturers in the U.S., Europe and Japan have developed a specification for quality fuel named World-Wide Fuel Charter (WWFC) that is expected to be applied world wide. The WWFC consists of three categories that depend on required emission levels. In the U.S., category 3 has been adopted. The WWFC improves air quality by providing for better emissions in vehicle fleets, and customer satisfaction through better vehicle performance.

ENGINE

Cleaner burning gasoline

Cleaner burning gasoline, including reformulated gasoline that contains oxygenates such as ethanol or MTBE is available in many areas.

Lexus recommends the use of cleaner burning gasoline and appropriately blended reformulated gasoline. These types of gasoline provide excellent vehicle performance, reduce vehicle emissions, and improve air quality.

Oxygenates in gasoline

Lexus allows the use of oxygenate blended gasoline where the oxygenate content is up to 10% ethanol or 15% MTBE. If you use gasohol in your Lexus, be sure that it has an octane rating no lower than 87.

Lexus does not recommend the use of gasoline containing methanol.

Sulfur in gasoline

If your vehicle is certified to California Emission Regulation, the vehicle is designed to operate on California cleaner burning gasoline (CBG) that contains lower sulfur. If you cannot use California CBG, your emission control system may suffer damage and turn on the Malfunction Indicator Lamp.

If the malfunction is caused by the type of fuel used, repairs may not be covered by your warranty.

Gasoline containing MMT

Some gasoline contain an octane enhancing additive called MMT (Methylcyclopentadienyl Manganese Tricarbonyl).

Lexus does not recommend the use of gasoline that contains MMT. If fuel containing MMT is used, your emission control system may be adversely affected. The Malfunction Indicator Lamp on the instrument cluster may come on. If this happens, contact your Lexus dealer for service.

Gasoline quality

In a very few cases, you may experience driveability problems caused by the particular gasoline that you are using. If you continue to have unacceptable driveability, try changing gasoline brands. If this does not rectify your problem, then consult your Lexus dealer.

NOTICE

- *Do not use gasohol other than stated above. It will cause fuel system damage or vehicle performance problems.*
- *If drivability problems are encountered (poor hot starting, vaporizing, engine knock, etc.), discontinue its use.*
- *Take care not to spill gasohol during refueling. Gasohol may cause paint damage.*

Fuel tank capacity

75 L (19.8 gal., 16.5 Imp.gal.)

FACTS ABOUT ENGINE OIL CONSUMPTION**Functions of engine oil**

Engine oil has the primary function of lubricating and cooling the inside of the engine, and plays a major role in maintaining the engine in proper working order.

Engine oil consumption

It is normal that an engine should consume some engine oil during normal engine operation. The causes of oil consumption in a normal engine are as follows.

- Oil is used to lubricate pistons, piston rings and cylinders. A thin film of oil is left on the cylinder wall when a piston moves downwards in the cylinder. High negative pressure generated when the vehicle is decelerating sucks some of this oil into the combustion chamber. This oil as well as some part of the oil film left on the cylinder wall is burned by the high temperature combustion gases during the combustion process.
- Oil is also used to lubricate the stems of the intake valves. Some of this oil is sucked into the combustion chamber together with the intake air and is burned along with the fuel. High temperature exhaust gases also burn the oil used to lubricate the exhaust valve stems.

ENGINE

The amount of engine oil consumed depends on the viscosity of the oil, the quality of the oil and the way the vehicle is driven.

More oil is consumed under driving conditions such as high speeds and frequent acceleration and deceleration.

A new engine consumes more oil, since its pistons, piston rings and cylinder walls have not become conditioned.

When judging the amount of oil consumption, keep in mind that the oil may have become diluted, making it difficult to judge the true level accurately.

For example, if a vehicle is used for repeated short trips and consumes a normal amount of oil, the dipstick may not show any drop in the oil level at all, even after 1000 km (600 miles) or more. This is because the oil is gradually becoming diluted with fuel or moisture, making it appear that the oil level has not changed.

The diluting ingredients evaporate out when the vehicle is then driven at high speeds, as on an expressway, making it appear that oil is excessively consumed after driving at high speeds.

Importance of engine oil level check

One of the most important points in proper vehicle maintenance is to keep the engine oil at the optimum level so that oil function will not be impaired. Therefore, it is essential that the oil level be checked regularly. Lexus recommends that the oil level be checked every time you refuel the vehicle.

NOTICE

Failure to check the oil level regularly could lead to serious engine trouble due to insufficient oil.

For detailed information on oil level check, see "Checking the engine oil level" on page 400.

USED ENGINE OIL

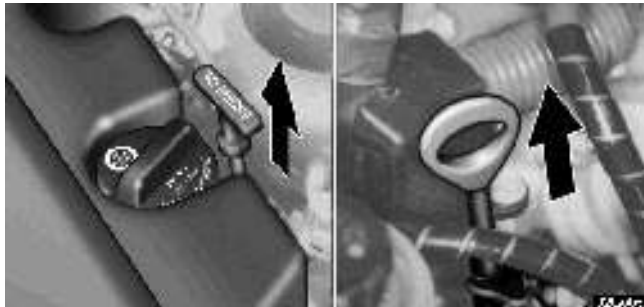


CAUTION

- Used engine oil contains potentially harmful contaminants which may cause skin disorders such as inflammation or skin cancer, so care should be taken to avoid prolonged and repeated contact with it. To remove used engine oil from your skin, wash thoroughly with soap and water.
- Do not leave used oil within the reach of children.
- Dispose of used oil and used oil filters only in a safe and acceptable manner. Do not dispose of used oil and used oil filters in household trash, in sewers or onto the ground. Call your Lexus dealer or a service station for information concerning recycling or disposal.

ENGINE

CHECKING THE ENGINE OIL LEVEL

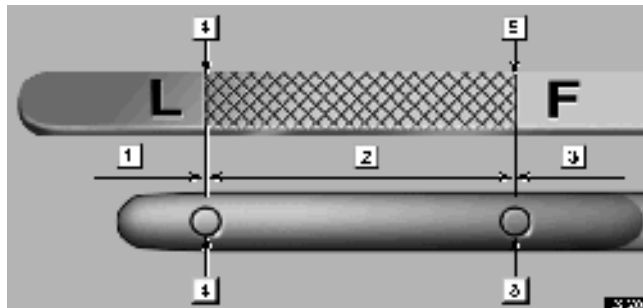


► **GS400**

► **GS300**

With the engine at operating temperature and turned off, check the oil level on the dipstick.

1. To get a true reading, the vehicle should be on a level spot. After turning off the engine, wait a few minutes for the oil to drain back into the bottom of the engine.
2. Pull out the dipstick, and wipe it clean with a rag.
3. Reinsert the dipstick and push it in as far as it will go, or the reading will not be correct.



1 Add oil **2** O.K. **3** Too full

4. Pull the dipstick out and look at the oil level on the end.
If it is between the low level mark (**4**) and the full level mark (**5**), it is O.K.

ENGINE



▶ **GS400**▶ **GS300**

If the oil level is below or only slightly above the low level mark, add engine oil of the same type as already in the engine.

Remove the oil filler cap and add engine oil a little at a time, checking the dipstick. The approximate quantity of oil needed to fill between the low level mark and the full level mark on the dipstick is indicated below for reference.

When the level reaches within the correct range, return the filler cap and turn the cap clockwise until you hear a click.

Oil quantity. L (qt., Imp. qt.)

1.8 (1.9, 1.6)

NOTICE

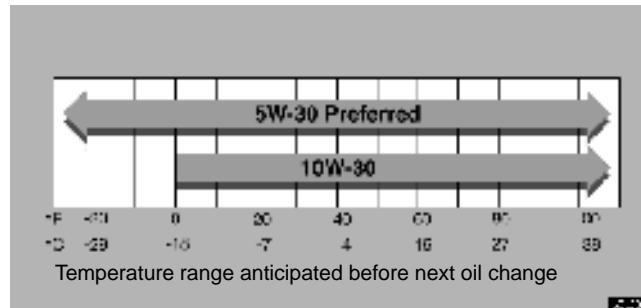
Avoid overfilling, or the engine could be damaged. Check the oil level on the dipstick once again after adding the oil.

ENGINE

Engine oil selection

Use API SJ, "Energy-Conserving" multigrade engine oil or ILSAC multigrade engine oil.

Recommended viscosity (SAE):



SAE 5W-30 is the best choice for your vehicle, for good fuel economy, and good starting in cold weather.

If you use SAE 10W-30 engine oil in extremely low temperatures, the engine may become difficult to start, so SAE 5W-30 engine oil is recommended.

Oil identification marks



► **API Service Symbol Mark**

► **ILSAC Certification Mark**

Either or both API registered marks are added to some oil containers to help you select the oil you should use.

- The API Service Symbol is located anywhere on the outside of the container.

The top portion of the label shows the oil quality by API (American Petroleum Institute) designation such as SJ. The center portion of the label shows the SAE viscosity grade such as SAE 5W-30. "Energy-Conserving", shown in the lower portion, indicates that the oil has fuel-saving capabilities.

- The ILSAC (International Lubricant Standardization and Approval Committee) Certification Mark is displayed on the front of the container.

CHECKING THE ENGINE COOLANT LEVEL

ENGINE



► **1 Reservoir cap** **2 Upper line** **3 Lower line**

Look at the see-through coolant reservoir when the engine is cold. The coolant level is satisfactory if it is between the "FULL" and "LOW" lines on the reservoir. If the level is low, add ethylene-glycol type coolant for a proper corrosion protection of aluminum components.

The coolant level in the reservoir will vary with engine temperature. However, if the level is on or below the "LOW" line, add coolant. Bring the level up to the "FULL" line.

Always use ethylene-glycol type coolant for a proper corrosion protection of aluminum components. See information in the next column.

If the coolant level drops within a short time after replenishing, there may be a leak in the system. Visually check the radiator, hoses, engine coolant filler cap, radiator cap and drain cock and water pump.

If you can find no leak, have your Lexus dealer test the cap pressure and check for leaks in the cooling system.



CAUTION

To prevent burning yourself, do not remove the radiator cap when the engine is hot.

ENGINE

Coolant type selection

Use of improper coolants may damage your engine cooling system. Your coolant must contain ethylene-glycol type coolant for a proper corrosion protection of your engine that contains aluminum components. Use "Toyota Long Life Coolant" or equivalent.

In addition to preventing freezing and subsequent damage to the engine, this type of coolant will also prevent corrosion. Further supplemental inhibitors or additives are neither needed nor recommended.

Read the coolant container for information on freeze protection. Follow the manufacturer's directions for how much to mix with plain water (preferably demineralized water or distilled water). The total capacity of the cooling system is given on page 390.

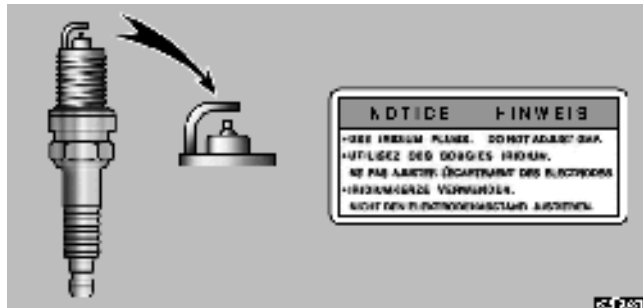
We recommend to use 50% solution for your Lexus, to provide protection down to about -35°C (-31°F). When it is extremely cold, to provide protection down to about -50°C (-58°F), 60% solution is recommended. Do not use more than 70% solution for better coolant performance.

NOTICE

Do not use alcohol type antifreeze or plain water alone.

SPARK PLUGS

GS400



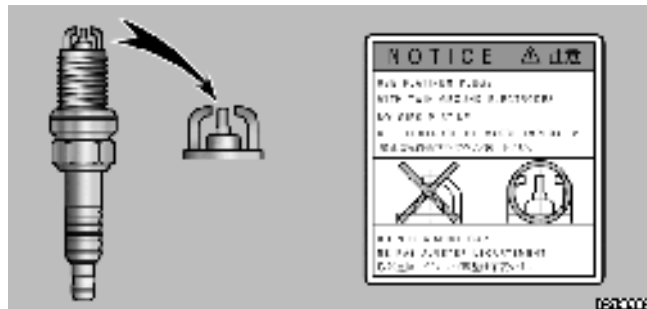
Your engine is fitted with iridium-tipped spark plugs.

NOTICE

Use only iridium-tipped spark plugs and do not adjust gaps for your engine performance and smooth drivability.

ENGINE

GS300



Your engine is fitted with twin ground electrode platinum-tipped spark plugs.

NOTICE

Use only twin ground electrode platinum-tipped spark plugs and do not adjust gaps for your engine performance.

⋮